


Sarvodaya Shikshan Mandal's



**Sardar Patel Mahavidyalaya**

Ganj ward, Chandrapur, Maharashtra

*re-accredited grade "B" with 2.85 CGPA*

**AQAR**

For the session

**2012 - 2013**

## NAAC Institutional Quality Sustenance and Development Survey

[Exit this survey](#)

1.



**NAAC**  
NATIONAL ASSESSMENT AND  
ACCREDITATION COUNCIL

### INSTRUCTIONS

This questionnaire is designed to make a survey of the basic processes related to quality management efforts in your institution. The survey consists of five sections.

1. General Profile
2. IQAC (Internal Quality Assurance Cell) activities
3. Academic and Research Outputs
4. Student Mentoring and Support System
5. Governance and Innovation

The activities of the institution in the above five sections or in other relevant areas are being surveyed to create a quality profile for the year in relation to institutional vision and goals. The survey results would enable the institution and IQAC to create a quality index profile, which would be a self learning exercise. Apart from the responses to the online survey, in case the NAAC requests for any further evidence, the information may be sent by hard copy. This would enable NAAC to make a diagnostic survey of national higher education scenario and the feedback will be provided to each participating institution. No judgement or categorization on institutional quality is intended.

### IMPORTANT

In order to enable institutions to have a preview of the questionnaire, the PDF version is available on the NAAC website.

When answering this questionnaire, please ensure that no question is omitted in order to have a holistic analysis.

This survey does not allow you to have access to the filled-up form, i.e., once the 'done' button is clicked, the information will automatically reach NAAC.

In case you wish to retain printouts of the filled-up questionnaire, please take a printout of each completed page before proceeding further.

Next

## NAAC Institutional Quality Sustenance and Development Survey

Exit this survey

2.

### 1. Kindly provide the details of the institution

Name of Institution:	Sardar Patel Mahavidyalaya
Year of Establishment of the Institution:	1970
Address Line 1:	Ganj Ward
Address Line 2:	
City/Town:	Chandrapur
State:	Maharashtra
Postal Code:	442402
Email Address:	chdsmp@gmail.com

### 2. NAAC Accreditation/ Reaccreditation Details

Year of Accreditation/ Reaccreditation:	2011
Current Grade:	B
CGPA:	2.85

### 3. Institutional Status

Affiliated Permanent	<input type="button" value="v"/>
----------------------	----------------------------------

### 4. Contact Person Details

Name of Head of Institution:	Dr. J.A.Sheikh
Contact Phone:	9423117868



Email:

Website URL:

Name of IQAC Co-ordinator

Email:

[Prev](#)

[Next](#)

3.

## SECTION I

This section is related to institutional goals, vision and mission, academic programmes and activities, strategies and action plans for institution building.

**5. Number of academic programmes existing ( Enter a number; 0 for nil)**

Undergraduate (BA/B.Sc./B.Com etc.)	12
Post Graduate (MA/M.Sc./M.Com etc.)	17
Research Programmes (M.Phil/P.hD)	01
Certificate Programmes	5
Professional Programmes (B.Tech/M.Tech/B.Ed/M.Ed/Medicine/Pharmacy/Paramedical/Nursing etc)	1
Other value added programmes	6
Any other programme offered (Specify)	0

**6. Details on Programme Development ( Enter a number; 0 for nil)**

New programmes added during the year	1
New programmes designed	0
Programmes under revision	0
Interdepartmental collaborative programmes	0
Inter institutional collaborative programmes	1
Number of review committee recommendations implemented (Total)	0
Number of NAAC peer team recommendations implemented	0

Number of UGC/any other expert committee recommendations implemented 0

Number of review committee recommendation under implementation 0

Number of NAAC peer team recommendations under implementation 1

Number of UGC/ any other expert committee recommendations under implementation 0

#### 7. Faculty Details ( Enter a number; 0 for nil)

Total faculty strength required as per norms for all programmes 53

Total faculty on rolls 48

Faculty added during the year 0

Faculty positions vacant 5

Faculty left during the year 0

Total number of visiting faculty 26

Total number of guest faculty 18

#### 8. Qualification of Faculty

PhD and Above 26

MPhil 15

Masters 48

Any other (Specify) 12

#### 9. Faculty qualification improvement

PhD awarded to existing faculty 7

MPhil awarded to existing faculty 1



Any other degree  
awarded to existing  
faculty

**10. Administrative Staff Details ( Enter a number; 0 for nil)**

Administrative staff  
(total sanctioned)

Administrative staff  
(Actual strength)

Added during the year of  
reporting

Left during the year

Number of posts vacant

**11. Technical Support Staff Details ( Enter a number; 0 for nil)**

Technical Support Staff  
(Total sanctioned  
strength)

Technical Support Staff  
(Actual strength)

Added during the year

Left during the year

Number of posts vacant

Prev

Next

## NAAC Institutional Quality Sustenance and Development Survey

[Exit this survey](#)

4.

### SECTION II

This section surveys the quality sustenance and development activities during the year taken up by IQAC.

It reflects quality management structure, strategies, and processes which would enhance academic quality of the institution as perceived by faculty, students, alumni, and other stakeholders (social perception of the institution) inline with the vision, mission and goals of the institution.

#### 12. Establishment details

Year of establishment of IQAC

DD	MM	YYYY
<input type="text" value="10"/>	<input type="text" value="07"/>	<input type="text" value="2009"/>

#### 13. Composition of IQAC (Enter a number; 0 for nil)

Number of IQAC members	<input type="text" value="9"/>
Number of Alumni in IQAC	<input type="text" value="1"/>
Number of Students in IQAC	<input type="text" value="0"/>
Number of Faculty in IQAC	<input type="text" value="3"/>
Number of Administrative Staff in IQAC	<input type="text" value="1"/>
Number of Technical Staff in IQAC	<input type="text" value="0"/>
Number of Management Representatives	<input type="text" value="1"/>



Number of External experts in IQAC

Number of any other stakeholder and community representatives

#### 14. IQAC Meetings

Number of IQAC meetings held during the year

#### 15. Whether Calendar of activities of IQAC formulated for the academic year

#### 16. IQAC Plans for Development ( Enter a number; 0 for nil)

Number of academic programmes proposed

Number of value added programmes proposed

Number of skill oriented programmes proposed

Number of faculty competency and development programmes proposed

Number of other staff development programmes proposed

Number of student mentoring programmes proposed

Number of co-curricular activities proposed

Number of inter departmental cooperative schemes proposed 0

Number of community extension programmes proposed 0

Any other programmes proposed (Specify) 0

**17. IQAC Plans for development & Implementation ( Enter a number; 0 for nil)**

Number of academic programmes implemented 1

Number of value added programmes implemented 0

Number of skill oriented programmes implemented 0

Number of faculty competency and development programmes implemented 0

Number of other staff development programmes implemented 0

Number of student mentoring programmes implemented 1

Number of co-curricular activities implemented 2

Number of inter departmental cooperative programs implemented 1

Number of 0

community extension  
programmes  
implemented

Any other  
programmes  
suggested that are  
implemented  
(Specify)

0

**18. IQAC Seminars and Conferences ( Enter a number; 0 for nil)**

Number of seminars/  
conferences/  
workshops organized  
by IQAC within the  
institution

1

Number of participants  
from the institution

22

Number of participants  
from outside

106

Number of external  
experts invited

6

Number of external  
conferences/seminars/  
workshops on  
institutional quality  
attended

1

Number of events  
conducted with IQACs  
of other institutions as  
colloborative programes

0

**19. Did IQAC receive any funding from UGC during the year ?**

Yes

No

**20. If the response to Qn. 18 is Yes, please provide the amount received from UGC -  
(Input 0 - if NA/NIL-) Any other source including internal financial support from the  
management (Specify amount)**

Amount Received  
from UGC

0




Amount Received



from any other  
source including the  
college management

1,50,000

**21. Any significant contribution made by IQAC on quality enhancement during current year (Please provide details in bullet format)**

Quality enhancement in higher education.   
\* Souvenir containing article and papers published.   
\*Two Journals are published by college. 

Prev

Next

## NAAC Institutional Quality Sustenance and Development Survey

Exit this survey

5.

### SECTION III

In this section the events, activities, and outputs in the field of research and academic areas are being surveyed.

#### 22. Academic Programmes

Number of new academic programmes developed or designed by faculty	1
Number of faculty members involved in curriculum restructuring/revision/syllabus development	14
Number of programmes in which evaluation process reformation taken up and implemented	4
Number of active teaching days during the current academic year	177
Average percentage of attendance of students	90
Percentage of classes engaged by guest faculty and temporary teachers	10
Number of self financed programmes offered	31
Number of aided programmes offered	3
Number of programmes discontinued during the year	0

#### 23. Whether any systematic student feedback mechanism is in place ?

Yes 



**24. Feedback Details (If answer to Question 20 is Yes)**

Percentage of  
courses where  
student feedback is  
taken

100

**25. Is feedback for improvement provided to the faculty?**

Yes

**26. Faculty Research, Projects, and Publication details for the year**

Number of major research  
projects undertaken during  
the year

0

Number of minor research  
projects undertaken during  
the year

7

Number of major ongoing  
projects

0

Number of minor ongoing  
projects

4

Number of major projects  
completed

0

Number of minor projects  
completed

8

Number of major project  
proposals submitted for  
external funding

1

Number of minor project  
proposals submitted for  
external funding

5

Number of research  
publications in peer  
reviewed journals

110

Number of research  
publications in  
international peer reviewed  
journals

38

Number of research  
publications in national  
peer reviewed journals

66

Number of research

24

papers accepted for  
publication in international  
peer reviewed journals

Number of research  
papers accepted for  
publication in national  
peer reviewed journals

20

Average of impact factor of  
publications reported

2.1

Number of books  
published

36

Number of edited books  
published

22

Number of books (single  
authored) published

10

Number of books  
(coauthored) published

29

Numbers of conferences  
attended by faculty

143

Number of international  
conferences attended

28

Number of national  
conferences attended

87

Number of papers  
presented in conferences

139

Number of papers  
presented in international  
conferences

66

Number of papers  
presented in national  
conferences

46

Number of conferences  
organized by the  
institution

13

Number of faculty acted  
as experts resource  
persons

11

Number of faculty acted  
as experts resource  
persons - international

0

Number of faculty acted  
as experts resource  
persons- national

4



Number of collaborations with international institutions	0
Number of collaborations with national institutions	1
Number of linkages created during the year	1
Total budget for research for current year as a percentage of total institution budget	1.3
Amount of external research funding received in the year	242375
Number of patents received in the year	0
Number of patents applied for in the year	0
Number of research awards/ recognitions received by faculty and research fellows of the institute in the year	3
Number of PhDs awarded during the year	3
Percentage of faculty members invited as external experts/resource persons/reviewers/referees or any other significant research activities	4

Prev

Next

## NAAC Institutional Quality Sustenance and Development Survey

Exit this survey

6.

### SECTION IV

This section deals with Student Mentoring and Support System existing in the institution. This includes student activities, mentoring, and opportunities for development and inclusive practices.

#### 27. Student Details and Support Mechanisms

The total intake of students for various courses (Sanctioned)	9100
Actual enrollment during the year	4444
Student dropout percentage during the year	5
Success percentage in the final examination across the courses	76
Number of academic distinctions in the final examination and percentage	80
Number of students who got admitted to institutions of national importance	40
Number of students admitted to institutions abroad	0
Number of students qualified in UGC NET/ SET	15
Number of students	

qualified GATE/ CAT/  
other examination  
(Specify)

2

**28. Does student support mechanism exist for coaching for competitive examinations?**

Yes ☐

**29. Student participation, if response is yes to Qn. 27**

Number of students  
participated

85

**30. Does student counselling and guidance service exist ?**

Yes ☐

**31. Student participation, if answer to Qn. 29 is yes**

Number of students  
participated

0

**32. Career Guidance**

Number of career  
guidance  
programmes  
organized

6

Percentage of  
students participated  
in career guidance  
programmes

26

**33. Is there provision for campus placement?**

Yes ☐

**34. If yes to Qn. 32**

Number of students  
participated in  
campus selection  
programmes

210



Number of students  
selected for  
placement during the  
year

37

**35. Does gender sensitization program exist ?**

Yes

**36. If Answer is Yes to Qn 34**

Number of  
programmes  
organized

1

**37. Student activities**

Number of students  
participated in  
external cultural  
events

55

Number of prizes won  
by students in  
external cultural  
events

8

Number of cultural  
events conducted by  
the institute for the  
students

4

Number of students  
participated in  
international sports  
and games events

0

Number of students  
participated in  
national level sports  
and games events

7

Number of students  
participated in state  
level sports and  
games events

20

Number of students  
participated in  
university level sports

43

and games events

Number of prizes won 0

by students in  
international sports  
and games events

Number of prizes won 1

by students in  
national level sports  
and games events

Number of prizes won 1

by students in state  
level sports and  
games events

Number of prizes won 14

by students in  
university level sports  
and games events

Number of sports and 13

games events  
conducted by the  
institute for the  
students

### 38. Composition of students

Percentage of 19

Scheduled Caste

Percentage of 6

Scheduled Tribe

Percentage of other 35

backward

communities

Percentage of women 38

students

Percentage of 0

physically challenged

Percentage of rural 63

students

Percentage of urban 37

students

### 39. Scholarships and Financial Support

Number of students

availing financial support  
from the institution 237

Amount disbursed as  
financial support from the  
institution 1607305

Number of students  
awarded scholarship  
from the institution 28

Number of students  
received notable  
national/international  
acheivements/recognition 0

#### 40. Student initiatives

Number of  
community upliftment  
programmes initiated  
by students 3

Number of literary  
programmes initiated  
by students 2

Number of social  
action initiatives  
based on science /  
environment initiated  
by students 1

Number of student  
research initiatives 1

Prev

Next



## NAAC Institutional Quality Sustenance and Development Survey

[Exit this survey](#)

7.

### SECTION V

This section surveys the Governance and Innovation at the institution related to quality management. The educational management strategies adopted and in practice for achieving the objectives are focussed.

**41. Whether perspective plan for overall developmental activities is created ?**

Yes

No

**42. If the answer for Qn. 40 is Yes, is the plan implemented and monitored ?**

Yes

No

**43. Whether benchmarking is created for institutional quality management efforts ?**

Yes

No

**44. If the answer to Question 42 is Yes, please list the benchmarking in various areas of development in bullet format**

**45. Is a Management Information System (MIS) in place ?**

Yes

No

**46. If answer to question 44 is Yes, please provide details of MIS applied to**

**1. Administrative procedures including finance**

**2. Student admission**

**3. Student records**

**4. Evaluation and examination procedures**

**5. Research administration**

**6. Others**

**(enter the respective details corresponding to the serial numbers)**

\*Student Admission is through MIS.

\*Student Record is maintained.

**47. Existence of learning resource management**

Yes

No

e-database in library

ICT and smartclass  
room

e-learning sources  
(e-Books, e-Journals)

Production of  
teaching modules

Interactive learning  
facilities

**48. Internal resource mobilization : Kindly provide the amount contributed**

Research 93000

Consultancy and  
training 0

Student contribution 6300

Alumni contribution 60000

Wellwishers 50000

**49. Infrastructure and welfare spending: Please specify the amount**

Amount spent for  
infrastructure  
development 8495337

Amount spent for 400000



student welfare

Amount spent for  
staff welfare

400000

**50. Is delegation of authority practiced**

Yes

No

**51. Does grievance redressal cell exist ?**

Yes

No

Faculty

Students

Staff

**52. Grievances received from faculty and resolved ( Enter a number; 0 for nil)**

Number of grievances  
received

0

Number of grievances  
resolved

0

**53. Number of grievances received from students and resolved ( Enter a number; 0 for nil)**

Number of grievances  
received

0

Number of grievances  
resolved

0

**54. Number of grievances received from other staff members and resolved ( Enter a number; 0 for nil)**

Number of grievances  
received

0

Number of grievances  
resolved

0

**55. Has the institution conducted any SWOT analysis during the year**

Yes

No

**56. The SWOT analysis was done by internal or by external agency**

Internal

External

**57. Kindly provide three identified strengths from SWOT Analysis (in bullet format)**

**58. Kindly provide three identified weaknesses from the SWOT analysis (in bullet format)**

**59. Kindly provide two opportunities identified from the SWOT analysis (in bullet format)**

**60. Kindly provide two identified challenges/threats from SWOT analysis (in bullet format)**

**61. Identify any significant progress made by the institution towards acheiving the goals and objectives during the year (list below in bullet format)**

\*Number of Merit students increased.

\*Performance based self appraisal system implemented.

**62. How do you perceive the role of NAAC in the quality development of your institution (Suggestions in bullet format to be given below)**

helpful in improvement.

\*Significant research awareness developed among staff.

Prev

Next



## NAAC Institutional Quality Sustenance and Development Survey

Exit this survey

8.

### CONCLUDING REMARKS

This exercise is intended to make a self analysis of the quality development of the institution during the year. The perspective plan and implementation for every year is to be documented and analysed to get a cumulative index for the period of accreditation and reaccreditation. Any substantial changes / initiative in this direction is to be separately listed. The best practices in various areas can be listed as a separate annexure. The data will be used to create a quality profile based on the total score index arrived at and this would help to map the institutions' strengths and areas of improvement.


NAAC will provide feedback and a quality profile based on analysis of your inputs if you desire so.

Thank you for your participation.

Prev

Done

AGAR was successfully  
submitted online on 31/10/2013  
at 6:15 pm.

  
(S.V. Madhankettiwar)